

INSTALLED & PENDING APPLICATIONS PER VALLEY

SYSTEMS INSTALLED

Row Labels	Installed
CV	9,140
IV	3,713
Grand Total	12,853

INSTALLED CAPACITY (MW)

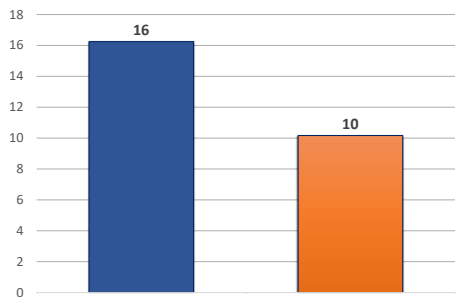
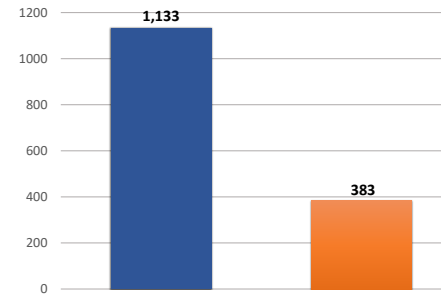
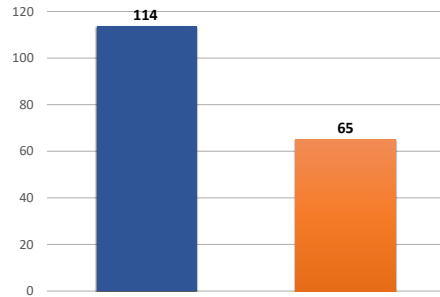
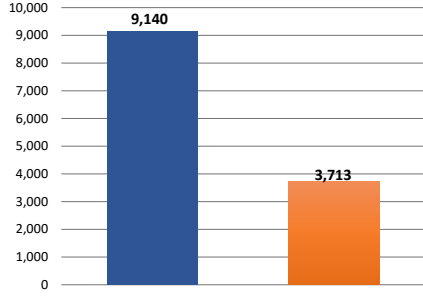
Row Labels	Installed_MW
CV	114
IV	65
Grand Total	179

PENDING APPLICATIONS

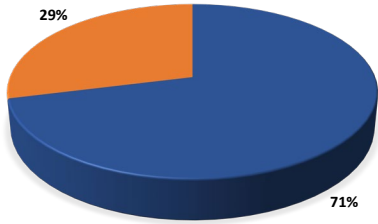
Row Labels	Pend App
CV	1,133
IV	383
Grand Total	1,516

PENDING CAPACITY (MW)

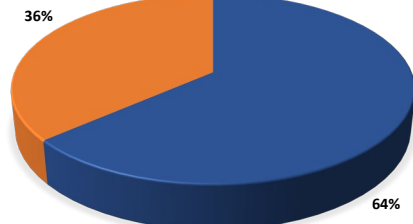
Row Labels	Pend_MW
CV	16
IV	10
Grand Total	26



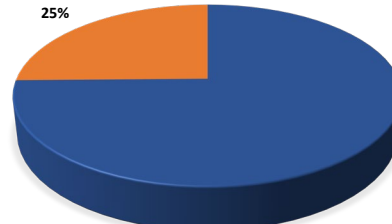
SYSTEMS INSTALLED PER VALLEY



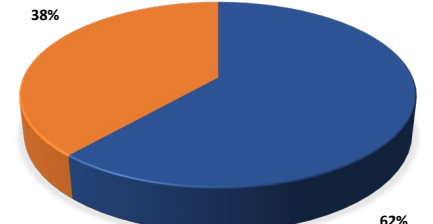
CAPACITY INSTALLED PER VALLEY



PENDING APPLICATIONS PER VALLEY



PENDING CAPACITY PER VALLEY



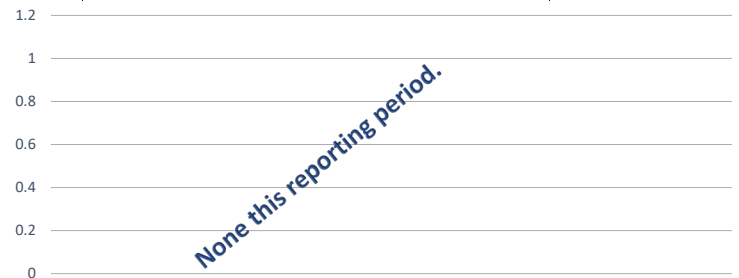
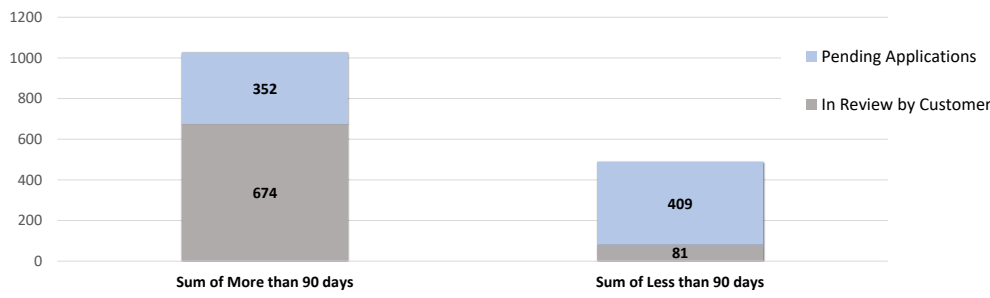
OPEN APPLICATIONS MORE/LESS THAN 90 DAYS

PENDING APPLICATIONS MORE / LESS THAN 90 DAYS

Values	In Review by Customer	Pending Applications	Grand Total
More 90 days	674	352	1026
Less 90 days	81	409	490

(MS) METER SPOTS MORE / LESS THAN 90 DAYS

Row Labels	More 90 days	Less 90 days
Grand Total		



APPLICATIONS PER MONTH

YEAR	MONTH	NUMBER
2023	January	192
	February	160
	March	207
	April	140
	May	241
	June	176
	July	118
	August	162
	September	160
	October	224
	November	178
	December	178
2024	January	215
	February	215
	March	248
	April	338
	May	225
	June	251
	July	200
	August	146
	September	128
	October	140
	November	141
	December	125
2025	January	141
	February	195
	March	196
	April	196
	May	143
	June	179
	July	198
	August	147
	September	174
	October	219
	November	109
	December	158
2026	January	106
	February	282
	March	12
	April	0
	May	0
	June	0
	July	0
	August	0
	September	0
	October	0
	November	0
	December	0

